



**D.A.V. CENTENARY PUBLIC SCHOOL**

**SECTOR-6, BAHADURGARH**

# **SUMMER** **Holidays** **Homework**

**Class -** **II (2026-27)**



***Dear Parents,***

***Summer vacations are a wonderful time for children to relax, refresh and explore new interests. It is also the perfect opportunity to develop creativity, learn new skills, and enjoy meaningful experiences.***

***Keeping this in mind, we have thoughtfully designed the holiday homework to make learning enjoyable and productive. These activities will help build confidence, creativity and independent thinking among students.***

***The cheerful summer days bring joy, fun and memorable moments with friends and family. Along with enjoyment, children should also continue learning through observation, exploration and creative activities. By balancing fun with learning, they can grow into confident and responsible individuals.***

**“Intelligence is the ability to adapt.”**

***The summer assignments have been carefully prepared to encourage curiosity, creativity and the spirit of “Learning by Doing.” Students are encouraged to complete their work neatly and present it creatively.***

***Let these holidays be filled with happiness, learning, and new experiences.***

**Have an Enjoyable and Productive Summer Break!  
See You All on July 1, 2026.**

**Note : The assessments for unit 1 will be conducted in the month of July. Kindly begin preparation accordingly. Please revise the syllabus covered in all the subjects up to this point.**

---

## **Homework for Summer Vacations (2026-27)**

**NOTE : DO WRITTEN WORK OF ALL SUBJECTS IN 3 IN 1 NOTEBOOK.**

### **ENGLISH ASSIGNMENT**

1. Revise all the work covered till 30th May 2026.
2. Do reading practice from My English reader book or any other book everyday.
3. Do writing thrice a week.
4. Do the given worksheets.
5. Learn poems of the month April, May and June (Given in the workbook).

### **6. Vocabulary Tree 🌳**

Choose one letter every week and write:

5 words beginning with that letter and make 2-2 sentences using each word.

### **Example: Week 1**

Letter A – Apple, Ant, Airplane, Arrow, Animal

### **7. CREATIVE CORNER**

- ✓ Make your own reading pointers using ice cream sticks and your creativity.
- ✓ Make 2 colourful and creative bookmarks.

### **HINDI ASSIGNMENT**

1. 30 मई तक कक्षा में किए गए सभी कार्य को याद करें।
2. प्रतिदिन हिन्दी भाषा माधुरी या अन्य किसी भी पुस्तक से पठन अभ्यास करें।
3. सप्ताह में तीन दिन सुलेख लिखें।
4. अप्रैल, मई व जून के महीने की कविता याद करें।
5. प्रत्येक दिन एक मात्रा का अभ्यास करें व दस श्रुतलेख लिखें (आ से अं तक)
6. दिए गए कार्यापत्रक (worksheets) कीजिए।

### **7. रचनात्मक कोना**

अपने रोल नंबर के अनुसार निम्नलिखित चीजें बनाएँ।

- ✓ रोल नं 1-7 :- 'लिंग बदलिए' विषय पर एक रचनात्मक शिल्प (craft) बनाइए।
- ✓ रोल नं 8-14 :- वचन बदलिए विषय पर एक रचनात्मक शिल्प (craft) बनाएं।

✓ रोल नं 15-21:- विलोम शब्द विषय पर एक रचनात्मक शिल्प (craft) बनाएं

✓ रोल नं 22-28 :- एक जादू की छड़ी बनाये

✓ रोल नं 29- 35:- दिनों के नाम की लड़ी या चार्ट

✓ रोल नं 36-43:- महीनों के नाम की लड़ी या चार्ट

### **MATHS ASSIGNMENT**

1. Revise all the work covered till 30th May, 2026

2. Learn and write tables 2 - 5 (2 times) and practice dodging tables.

3. Do the given worksheets.

4. Make a picture on A3 size sheet using different shapes. (Example:- Picture of train, doll, rocket, castle, etc)

### **EVS ASSIGNMENT**

1. Revise all the work covered till 30th May 2026.

2. Learn and do dictation of new words of lesson 1, 2 & 3.

3. Do the given worksheets.

4. **Let's celebrate world environment day- 5th June 2026**

### **(REDUCE, REUSE AND RECYCLE)**

Do the creative work allotted according to your roll number.

**Roll no. 1-9 :-** Create a picture using waste pencil shaving. (On A3 size sheet. Also give it a hard base to enhance the look if possible).

**Roll no. 10-18 :-** Make one eco-friendly best out of waste thing.

**Roll no. 19-27 :-** Do pebbles or stone painting.

**Roll no. 28-36 :-** Make a poster on any one of the given topics. (Cleanliness, save water, stop pollution, say no to plastic and plant more trees)

**Roll no. 37-43:-** Make any creative picture using dry leaves.

### **DRAWING ASSIGNMENT**

1. Do page no 11 to 20 of Step by Step.

2. Make a creative photo frame using ice cream sticks. Insert your picture with your father in it and give a title to your father. **FATHER'S DAY ACTIVITY- 21ST JUNE 2026**

### **G.K. ASSIGNMENT**

1. Learn GK questions of month April, May and June


2. **International yoga day celebration- 21st june, 2026**

Practice some simple yoga asanas along with your family members.

Click your pictures and share the collage with your class teacher.

# Let's read and color

1. The sand is yellow.
2. The water is blue.
3. I saw a sand castle. It's yellow.
4. The boats are brown and black.
5. The beach umbrella is purple and pink.
6. The beach chairs are green and orange.



# Is, Am, Are

Fill In The Blanks With Is, Am, Or Are.

1. She \_\_\_\_\_ reading a book.
  2. I \_\_\_\_\_ very happy today.
  3. They \_\_\_\_\_ playing in the garden.
  4. He \_\_\_\_\_ my best friend.
  5. We \_\_\_\_\_ going to school.
  6. The cat \_\_\_\_\_ sleeping on the sofa.
  7. You \_\_\_\_\_ a good student.
  8. It \_\_\_\_\_ raining outside.
  9. I \_\_\_\_\_ learning English.
  10. The boys \_\_\_\_\_ in the park.
  11. My mother \_\_\_\_\_ cooking dinner.
  12. We \_\_\_\_\_ watching a movie.
  13. She \_\_\_\_\_ not at home.
  14. I \_\_\_\_\_ thirsty.
  15. The flowers \_\_\_\_\_ very beautiful.
  16. He \_\_\_\_\_ a kind person.
  17. You \_\_\_\_\_ very smart.
  18. The dogs \_\_\_\_\_ barking loudly.
  19. It \_\_\_\_\_ a sunny day.
  20. I \_\_\_\_\_ excited for the picnic.
-

Name \_\_\_\_\_

# Nouns



A noun names a person, place, thing, or animal.

Circle the nouns in each sentence.

1. Our teacher has many books. (2)
2. The new student lost his pencil in the library. (3)
3. My brother lost his money at school. (3)
4. Our class walked to the park and saw two lizards. (3)
5. A squirrel lives by our classroom. (2)
6. The girl forgot her markers in the cafeteria. (3)

Write each noun that you circled above into the correct column in the chart.

Person	Place	Thing	Animal
_____	_____	_____	_____
_____	_____	_____	_____
_____	_____	_____	_____
_____	_____	_____	_____
_____	_____	_____	_____

A capital letter at the start of a sentence and for names of people.

A full stop at the end of the sentence.



I have stolen all the capital letters and full stops.  
Can you put them back?

A I S S S S T . . . . .

Circle where the capital letters and full stops are missing, then write the sentences below correctly, putting in the stolen capital letters and full stops.

1. sam and sally went on a trip by sea

.....

2. the ship was very old

.....

3. a cold wind rocked the ship

.....

4. sam did not feel well but sally was fine

.....

5. it took a long time to get back home

.....

## Sentence Scramble

---

Rearrange the words to make a correct sentence.  
Write your sentence on the line.

bananas I like yellow eat to	
sun the in playing is cat the	
is today weather the sunny	
to go park to the want I	
he rides bike his fast very	
reads night every he book a	
funny the clown is very	
blue the is bird small	

# MY BODY

eye

nose

hair

teeth

arm

neck

mouth

knee

ear

hand

foot

leg



# FOOD VOCABULARY

Look at the pictures and write the words in the correct place

Orange

Carrots

Grapes

Burger

Hot dog

Sandwich

Pizza

Peas

Soup

Taco

Pie

Rice




# BODY PARTS

Unscramble the letters to find the body part.

1. E Y E .....
2. A H N D .....
3. E L G .....
4. O T F O .....
5. K C E N .....
6. A R M .....
7. O T O T H .....
8. U M O T H .....
9. R A E .....
10. S E O N .....
11. E K N E .....

# Family Coloring Page

Color the picture  
of the family.













Name: \_\_\_\_\_

# Expanded Form



Directions: Fill in the chart below to show how many hundreds, tens and ones. The first one has been done for you.

	Hundreds	Tens	Ones		
 234	200	+	30	+	4
 513					
 673					
 947					
 682					
 870					
 701					
 457					
 198					
 355					

©Annie Moffatt @



## PLACE VALUE - THREE DIGIT NUMBERS - NO.2



792













Name \_\_\_\_\_

Date \_\_\_\_\_

## Ordinal Numbers



Directions: Choose and write the correct ordinal number words.

 <input type="text"/>	 <input type="text"/>	 <input type="text"/>	 <input type="text"/>	 <input type="text"/>
 <input type="text"/>	 <input type="text"/>	 <input type="text"/>	 <input type="text"/>	 <input type="text"/>

first second third fourth fifth

sixth seventh eighth ninth tenth

## Topic: 3-Digit Numbers

NAME:

DATE:

**Q 1. Use the symbols greater than ">" or less than "<" or equal to "=".**

480  408

835  740

521  347

776  767

603  603

500  700

812  643

341  314

852  751

990  917

561  567

105  105

**Q 2. Write in ascending order.**

231, 469, 860, 629

\_\_\_\_\_, \_\_\_\_\_, \_\_\_\_\_, \_\_\_\_\_

135, 318, 440, 587

\_\_\_\_\_, \_\_\_\_\_, \_\_\_\_\_, \_\_\_\_\_

412, 127, 421, 128

\_\_\_\_\_, \_\_\_\_\_, \_\_\_\_\_, \_\_\_\_\_

798, 666, 615, 738

\_\_\_\_\_, \_\_\_\_\_, \_\_\_\_\_, \_\_\_\_\_

396, 666, 951, 723

\_\_\_\_\_, \_\_\_\_\_, \_\_\_\_\_, \_\_\_\_\_

**Q 3. Write in descending order.**

231, 469, 860, 629

\_\_\_\_\_, \_\_\_\_\_, \_\_\_\_\_, \_\_\_\_\_

135, 318, 440, 587

\_\_\_\_\_, \_\_\_\_\_, \_\_\_\_\_, \_\_\_\_\_

412, 127, 421, 128

\_\_\_\_\_, \_\_\_\_\_, \_\_\_\_\_, \_\_\_\_\_

798, 666, 615, 738

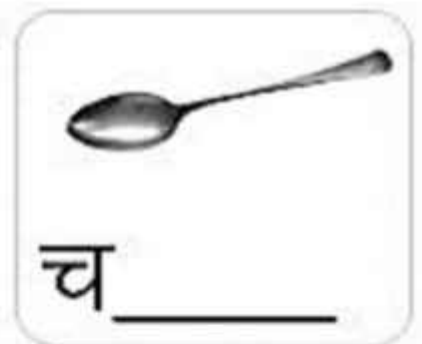
\_\_\_\_\_, \_\_\_\_\_, \_\_\_\_\_, \_\_\_\_\_

396, 666, 951, 723

\_\_\_\_\_, \_\_\_\_\_, \_\_\_\_\_, \_\_\_\_\_

# आधे अक्षर के शब्द

रिक्त स्थान भरें



## PICTURE COMPREHENSION

नीचे दिए गए प्रश्नों के उत्तर लिखिए और चित्र में रंग भरिए।  
Fill in the blanks and color the picture.



1. यह चित्र ..... का है। (कक्षा / घर)
2. कक्षा में ..... पढ़ा रहे हैं ? (अध्यापक/ अध्यापिका)
3. अध्यापक बोर्ड पर ..... रहे हैं। (लिख / पढ़)
4. चित्र में ..... बच्चे है ? (तीन / चार)
5. वे ..... हैं। (उदास / खुश)

## एकवचन - बहुवचन

सही वचन से खाली स्थान भरो।

१. मेरे घर में एक \_\_\_\_\_ (बिल्ली) है।
२. राजू ने चार \_\_\_\_\_ (केला) खाये।
३. एक \_\_\_\_\_ (बंदर) पेड़ पर बैठा है।
४. माँ ने \_\_\_\_\_ (आम) का अचार बनाया।
५. स्कूल में कई \_\_\_\_\_ (बच्चा) हैं।
६. आकाश में बहुत सारे \_\_\_\_\_ (तारा) हैं।
७. तालाब में बहुत सारी \_\_\_\_\_ (मछली) हैं।
८. जंगल में एक \_\_\_\_\_ (शेर) रहता है।
९. मेरे पास चार \_\_\_\_\_ (गाड़ी) हैं।

तिथि : \_\_\_\_\_

दिन : \_\_\_\_\_

# लिंग बदलो

1. नीचे दिए शब्दों का लिंग बदलो।

दादा - \_\_\_\_\_

भाई - \_\_\_\_\_

सिंहनी - \_\_\_\_\_

चाचा - \_\_\_\_\_

बूढ़ा - \_\_\_\_\_

बैल - \_\_\_\_\_

बकरा - \_\_\_\_\_

पड़ोसी - \_\_\_\_\_

2. नीचे दिए शब्दों को चुनकर सही सूची बनाएँ-

बैल	सहेली	चिड़ा	महारानी	माभी
चुहिया	कुत्ता	पोती	सिंह	धोबी

स्त्रीलिंग

\_\_\_\_\_  
\_\_\_\_\_  
\_\_\_\_\_  
\_\_\_\_\_  
\_\_\_\_\_

पुल्लिंग

\_\_\_\_\_  
\_\_\_\_\_  
\_\_\_\_\_  
\_\_\_\_\_  
\_\_\_\_\_

## संज्ञा

परिभाषा - किसी प्राणी, वस्तु, भाव, गुण एवं स्थान के नाम को संज्ञा कहते हैं।

जैसे - राम, राधा, भारत, किताब, ताजमहल अदि।

नीचे दिए गए शब्दों में से संज्ञा शब्द पर गोला लगाओ।

राजू पीना चीन बड़ा

इंडिया गेट बस नाचना सुन्दर

पीला मोहन चलना गंगा नदी

हिमालय मुंबई अलमारी लिखना

बगीचा शिकार पानी फूल

दिए गए वाक्यों में संज्ञा शब्दों को रेखांकित कीजिए ।

1. गाँव में भेड़िया आ गया।

2. मोहित विद्यालय जा रहा है।

3. डॉक्टर अस्पताल में इलाज करते हैं।

4. सतीश का घर आ गया।

5. गिलहरी पेड़ पर रहती है।

6. शोभा खाना खा रही है।

7. रोहन लंदन से आ रहा है।

8. मैं डाकघर जा रहा हूँ।



